



# MUNICIPIO DE APATZINGAN ESTADO DE MICHOACAN

## ESTADO ANALITICO DEL EJERCICIO PRESUPUESTO DE EGRESOS

Estado Analítico del Ejercicio Presupuesto de Egresos


Clasificación Administrativa

Del 01/ene/2017 Al 30/jun/2017

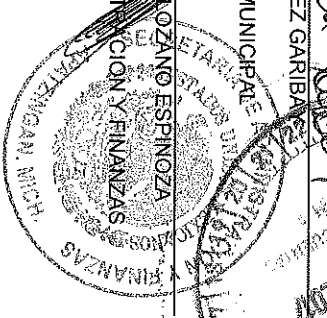
Ufr: CHRIS  
Rep: rptEstadoPresupuestoEgresos\_UA3

Fecha y hora de Impresión: 21/jul/2017 09:05 a.m.

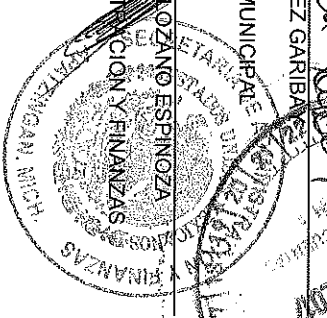
Sin Ramo/Dependencia	Egreso Aprobado	Ampliaciones / (Reducciones)	Egreso Modificado	Egreso Comprometido	Egreso Devengado	Egreso Ejercido	Egreso Pagado	Subejercicio
PRESIDENCIA	\$56,620,032.74	\$0.00	\$56,620,032.74	\$27,953,146.62	\$27,951,676.62	\$27,770,863.92	\$27,770,863.92	\$28,668,356.12
SINDICATURA	\$2,714,902.00	\$0.00	\$2,714,902.00	\$1,262,600.16	\$1,262,600.16	\$1,235,910.90	\$1,235,910.90	\$1,452,301.84
REGIDORES	\$10,293,950.83	\$0.00	\$10,293,950.83	\$4,830,127.41	\$4,830,127.41	\$4,761,940.06	\$4,761,940.06	\$5,463,823.42
CONTRALORIA MUNICIPAL	\$2,001,101.95	\$0.00	\$2,001,101.95	\$911,561.24	\$911,561.24	\$879,826.18	\$879,826.18	\$1,089,540.71
SECRETARIA DEL H. AYUNTAMIENTO	\$20,331,294.42	-\$176,725.66	\$20,154,568.76	\$9,337,226.59	\$9,337,226.59	\$9,047,441.36	\$9,047,441.36	\$10,817,342.17
SECRETARIA DE ADMINISTRACION Y FINANZAS	\$46,680,554.44	\$329,507.38	\$47,010,061.82	\$36,925,124.41	\$36,925,124.41	\$36,455,095.84	\$36,455,095.84	\$10,084,937.41
SISTEMA DIF	\$20,674,096.28	\$0.00	\$20,674,096.28	\$8,227,638.11	\$8,227,638.11	\$7,993,123.76	\$7,993,123.76	\$12,446,458.17
SECRETARIA DE OBRAS PUBLICAS, DESARROLLO URE	\$143,502,032.04	\$0.00	\$143,502,032.04	\$78,416,642.47	\$78,605,625.47	\$74,810,683.23	\$74,810,683.23	\$68,886,406.57
SECRETARIA DE DESARROLLO SOCIAL	\$13,738,626.58	\$0.00	\$13,738,626.58	\$6,482,883.59	\$6,482,883.59	\$6,293,594.87	\$6,293,594.87	\$7,255,742.99
SECRETARIA DE SEGURIDAD PUBLICA	\$27,156,539.13	-\$152,791.72	\$27,003,757.41	\$19,905,785.03	\$19,905,785.03	\$19,396,866.78	\$19,396,866.78	\$7,097,972.38
SECRETARIA DE DESARROLLO ECONOMICO	\$14,539,657.66	\$0.00	\$14,539,657.66	\$4,747,210.45	\$4,747,210.45	\$4,658,971.66	\$4,658,971.66	\$9,792,447.21
SECRETARIA DE DESARROLLO ECONOMICO	\$12,975,199.50	\$0.00	\$12,975,199.50	\$3,545,012.16	\$3,545,012.16	\$3,452,351.90	\$3,452,351.90	\$9,450,187.34
SISTEMA MUNICIPAL DE PROTECCION A NIÑOS Y ADO	\$292,360.78	\$0.00	\$292,360.78	\$72,135.10	\$72,135.10	\$70,338.34	\$70,338.34	\$220,226.68
<b>Sin Ramo/Dependencia</b>	<b>\$371,520,348.35</b>	<b>\$0.00</b>	<b>\$371,520,348.35</b>	<b>\$202,617,093.34</b>	<b>\$200,804,606.34</b>	<b>\$196,827,008.80</b>	<b>\$196,827,008.80</b>	<b>\$170,715,742.01</b>
<b>Total Final</b>	<b>\$371,520,348.35</b>	<b>\$0.00</b>	<b>\$371,520,348.35</b>	<b>\$202,617,093.34</b>	<b>\$200,804,606.34</b>	<b>\$196,827,008.80</b>	<b>\$196,827,008.80</b>	<b>\$170,715,742.01</b>



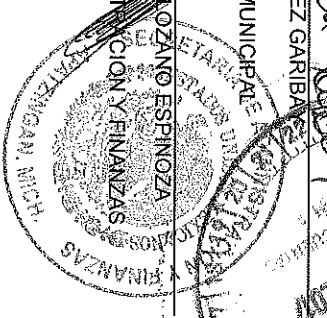
C. CESAR CHAVEZ GARRIBAY  
PRESIDENTE MUNICIPAL



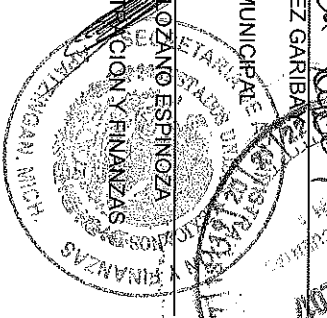
C. CESAR CHAVEZ GARRIBAY  
PRESIDENTE MUNICIPAL



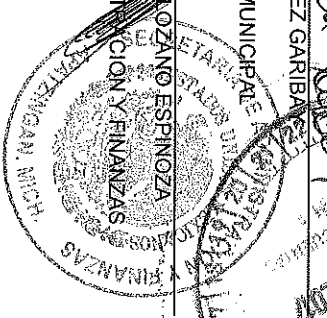
C. CESAR CHAVEZ GARRIBAY  
PRESIDENTE MUNICIPAL



C. P. GISELE NAHILIT LIERA SERVIN  
SINDICA MUNICIPAL



C. CESAR CHAVEZ GARRIBAY  
PRESIDENTE MUNICIPAL



L. C. MA. DOLORES GUILLEN GONZALEZ  
CONTRALORA MUNICIPAL